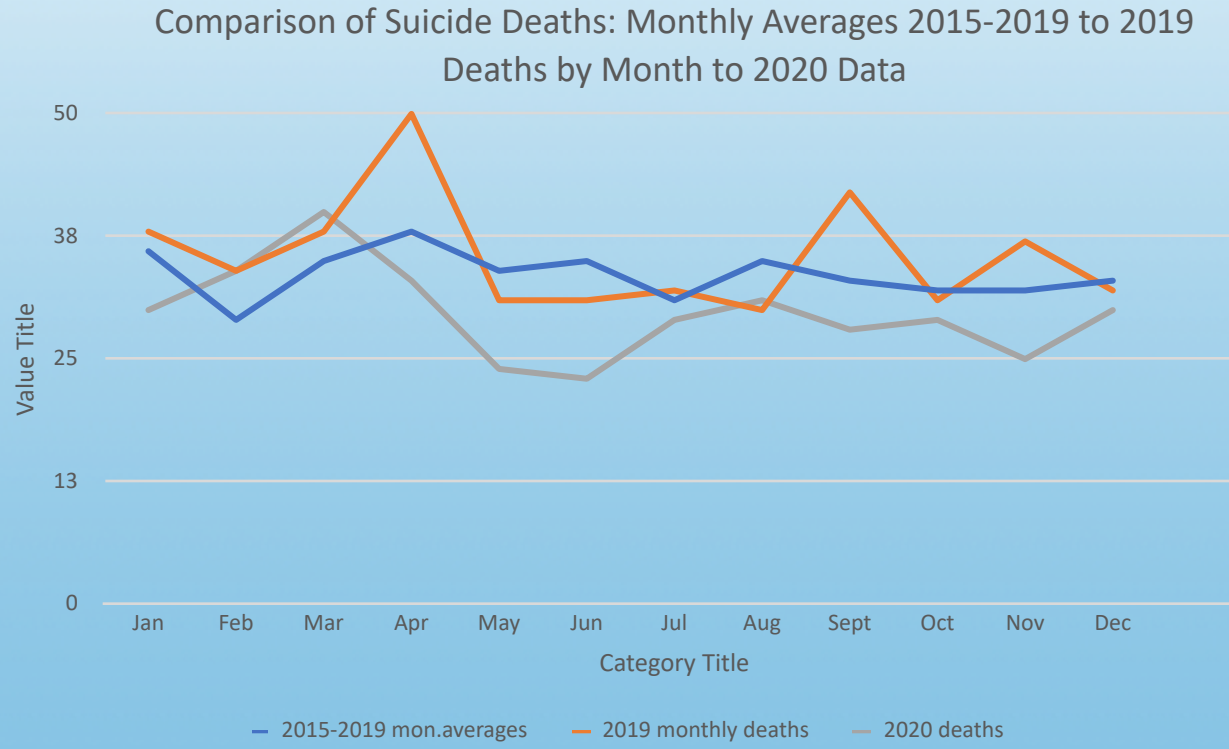




Covid-19 Influence on Suicide Deaths for 2020





Covid-19 Influence on Suicide Deaths for 2020

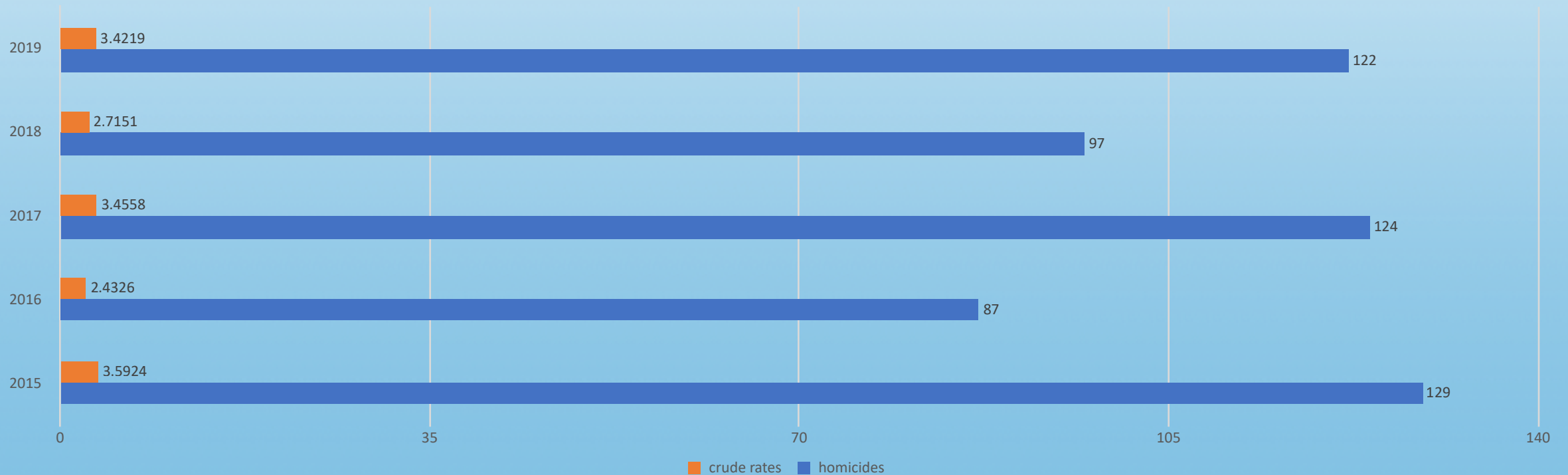
Based on preliminary data in 2019 and 2020:

- From 2015 to 2019, CT averaged 404 suicides deaths per year.
- In 2020, there were 358 suicides.
- For 2020, CT has experienced a 11% decline in crude suicide death rate (10.0 per 100,000)when compared to the 5-year (2015 to 2019)crude suicide death rate(11.3 per 100,000; N=2,021)



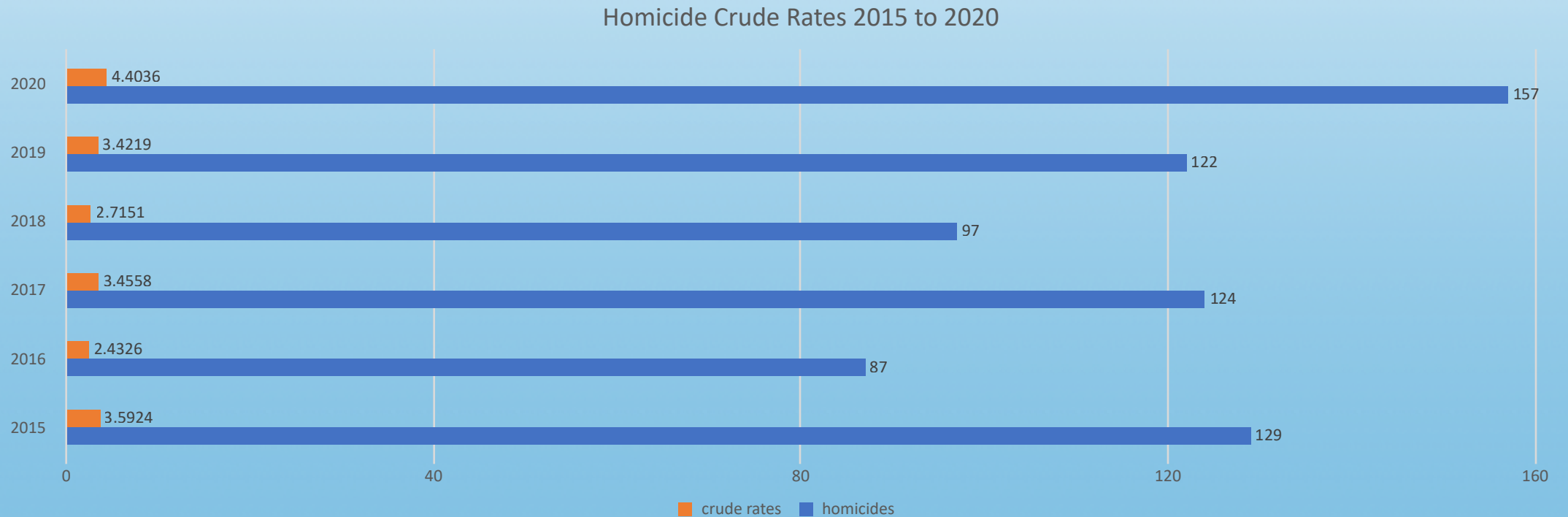
Homicide in Connecticut 2015 to 2019

Homicide Numbers and Crude Rates in Connecticut 2015 to 2019





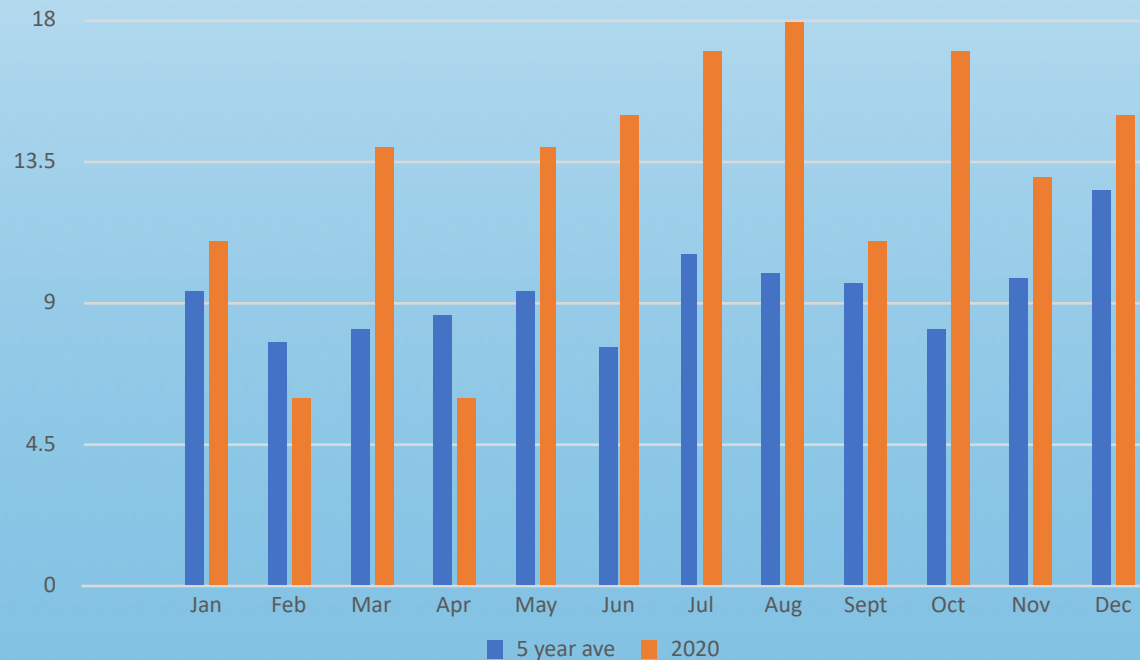
Homicide in Connecticut 2015 to 2020






Homicide in Connecticut During COVID-19

Homicides In Connecticut 2015 to 2019 Monthly Averages Compared to Monthly Homicides in 2020



- “Lockdown” began in March until May
- Phase 1 reopening began May 20th, 2020
- Phase 2 reopening began June 13th, 2020



Homicide in Connecticut During COVID-19

- From the preliminary data, the number of homicides for 2020 (N= 157) have increased 40% when compared to 2015 to 2019. From 2015 to 2019 we averaged about 112 homicides per year.
- From the preliminary data, the Crude Rate of homicide for 2020 (4.4 deaths per 100,000 CT population) have increased 41% when compared to 2015 to 2019. (3.1 deaths per 100,000 CT population.